



### District Report Card: 2017


<b>State:</b> Haryana	<b>District:</b> Sonapat
<b>Class:</b> 8	<b>Subject:</b> Language
<b>Schools:</b> 43	<b>Students:</b> 1017


### Participation/Coverage


#### Students

<div>GENDER</div> <div></div>	Boys		Girls	
	Number	%	Number	%
	441	43.36	576	56.64

<div>AREA</div> <div></div>	Rural		Urban	
	Number	%	Number	%
	780	76.70	237	23.30

<div>CATEGORY</div> <div></div>	SC		ST		OBC		GEN	
	Number	%	Number	%	Number	%	Number	%
	431	42.38	1	0.10	398	39.13	187	18.39

<div>CWSN</div> <div></div>	LD	VI	HI	S&LD	ID	Oth
	1	4	0	3	4	5

<div>Management</div> <div></div>	Government		Government-aided	
	Number	%	Number	%
	968	95.18	49	4.82

### Average Performance of Students in Language (%)

Overall	Gender		Area		Management		Social Group			
	Male	Female	Rural	Urban	Govt.	Aided	SC	ST	OBC	GEN
51.91	52.11	51.76	53.33	47.23	52.00	50.07	50.86	80.00	51.36	55.37

### Performance on Learning Outcomes (LOs)

Learning Outcomes	Description	Average Performance(%)
L813	Read textual/non-textual materials with comprehension and identifies the details, characters, main idea and sequence of ideas and events while reading	51.91

Range of Performance of Students who Answered Correctly							
Below 30%		30% - 50%		50% - 75%		Above 75%	
Number	%	Number	%	Number	%	Number	%
191	18.78	248	24.39	387	38.05	191	18.78

### Lowest Performing Learning Outcomes (LOs)

1 - Read textual/non-textual materials with comprehension and identifies the details, characters, main idea and sequence of ideas and events while reading (51.91)